Regional Air Quality Council Update

Presentation to the North Front Range MPO

July 6, 2023

Mike Silverstein, Executive Director
Regional Air Quality Council

1

RAQC Programs Update:

- **Mow Down Pollution (residential)** reopened since the last Board Meeting utilizing existing funds (people who reserved but didn't use a voucher). We will likely shut down for the year as interest has continued - but funds are nearing their end.
- **Mow Down (local government)** is now in its 2nd round where current recipients can request another $50,000, and new applicants can request $100,000.
- **Mow Down (commercial)** pilot is running with the first few applicants. Small grants of $3,000 each are available and can be increased with additional funding.

2

Lawn & Garden Equipment Control Strategies

RAQC Board to consider regulations impacting the sale and use of gasoline-powered lawn and garden equipment at its July 7 meeting.

- **Prohibitions on the sale of gas-powered push and hand-held equipment in the nonattainment area, beginning in 2025.**
- **Limitations on governments and commercial operators' use of gas-powered push and hand-held equipment in the nonattainment area, during June-August, beginning in 2025 for governments and 2026 for commercial operators.**

Lawn & Garden Equipment Emissions

Table 4-2: Summary of 2026 Attainment Year Emissions Inventory

2026 Emissions Inventory (TPD)		
	2008 Boundary	
Description	2026 VOC	2026 NOx
Area	**79.9**	**0.1**
Architectural and Industrial Maintenance	19.6	--
Consumer Products	41.6	--
Other	18.7	0.1
Non-Road	**47.4**	**34.6**
Agriculture	0.1	1.0
Aviation	2.6	9.0
Commercial Equipment	6.6	10.9
Lawn & Garden	36.0	7.5
Railroad	0.3	5.7
Recreation	1.9	0.5
Oil and Gas	**90.4**	**68.4**
Area	61.8	52.9
Condensate/Oil Tanks	15.4	0.2
Point	13.3	15.3
On-Road	**27.0**	**21.7**
Light-Duty Vehicles	26.3	14.6
Medium/Heavy-Duty Vehicles	0.7	7.1
Point (Non Oil and Gas)	**21.5**	**19.6**
EGU	0.3	4.7
Non-EGU	21.2	14.9
TOTAL	**266.3**	**144.3**

Lawn & Garden Equipment Control Strategies

What the proposed regulatory requirements are not:

- **The restrictions on sales of gas-powered push and hand-held L&G equipment are not statewide but proposed for the nonattainment area only, so this equipment would be available for sale outside the nonattainment area.**
- **Restrictions on the sale and use of larger gas-powered riding equipment and tractors are not included in this emission control strategy proposal.**
- **The sales and seasonal use restrictions are not intended to apply to forest or grassland management nor do these restrictions apply to fire hazard reduction activities in or near wildland areas or the wildland urban interface.**
- **The seasonal use restrictions are not intended to apply to abating or preventing damage during a declared emergency.**
- **The sales and seasonal use restrictions are not intended to apply to equipment used by first responders to provide emergency services.**
- **Restrictions on residential use of gas-powered lawn and garden equipment are not included in this emission control strategy proposal.**

5

msilverstein@raqc.org

6

COLORADO
Department of Transportation

CDOT - Division of Transit and Rail

Agenda

- DTR Overview
  - Roles, Responsibilities, and Resources
  - Transit Network
  - Agencies
- Bustang Expansion Plan
- CO-WY Transit Feasibility Study
- Future Planning

COLORADO
Department of Transportation
Division of Transit and Rail

- Division of Transit & Rail Director **New Hire Starting August**
  - Program Assistant **Vacant**
  - Assistant Director Passenger Rail David Singer
    - Rail Term PE II Jeff Dawson
    - Rail Term PE I Chris Enright
    - Rail & Transit Planner Cody Hedges
  - Assistant Director Transit Planning & Delivery Brian Metzger
    - CIP Manager Brian Saller
      - Project Manager Darren Williams
    - Transit Planner **Vacant**
      - Transit Planner & STIP Coordinator Emily Barden
        - Transit Planner George Gromke
  - Assistant Director Transit Programs Jan Rowe
    - Transit Grant Manager Robin Rocke
      - Transit Grant Manager Erin Kellican
        - Transit Grant Manager Glenn Krause
          - Transit Grant Manager & R5 Transit Liaison TJ Burr
  - Assistant Director Bus Operations **Vacant**
    - Bus Ops Manager Brian Pokorny
      - Bus Ops Coordinator Jeff Prillwitz
        - Bus Ops Specialist Ben Gellman
          - Service Planning Manager **Vacant**
  - Assistant Director Transit Administration **Vacant**
    - Budget and Policy Analyst Julia Spiker
    - Administration Specialist **Final Interviews**
      - Administration Specialist **Final Interviews**
        - Transit Prog Specialist Shilpa Kulkarni
          - Transit Asset & COTRAMS Manager Audrey Dakan

As of June 21, 2023

Colorado Transit Network

Transit Plan / 10 Year Plan

- **Invest $121M in Local Transit**
  - Expanding Services in Crowley County to a New Bus Garage in Kim
- **Committed Nearly $120M in Bustang**
  - Mobility Hubs
  - Bus Purchases
  - Outrider
    - Planned 92 Stops
  - Bustang Expansion Plan
    - $30M in Funding for Service along I-70 and I-25
- **$70M to Support Region 1 BRT Routes**

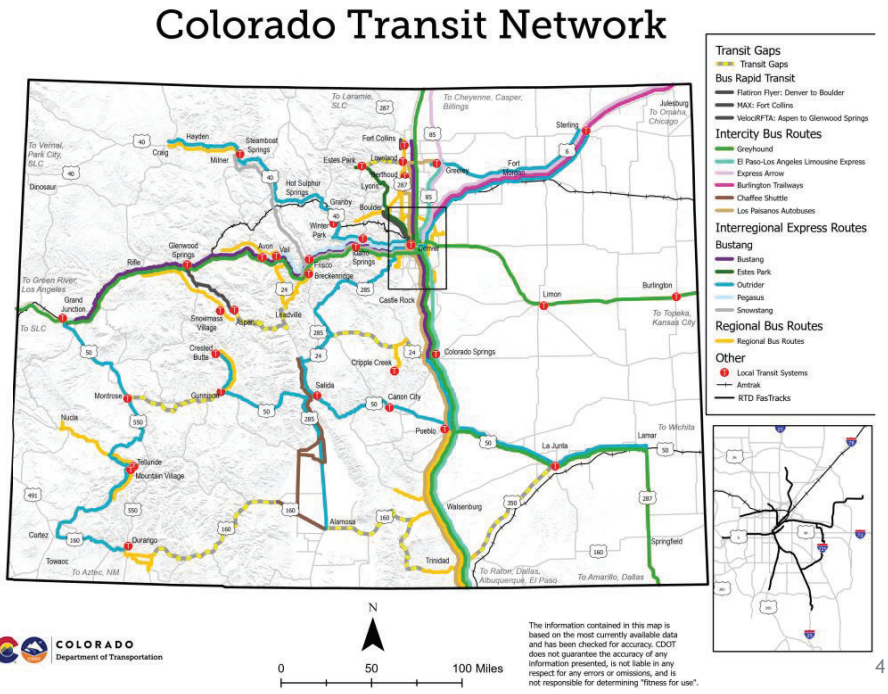

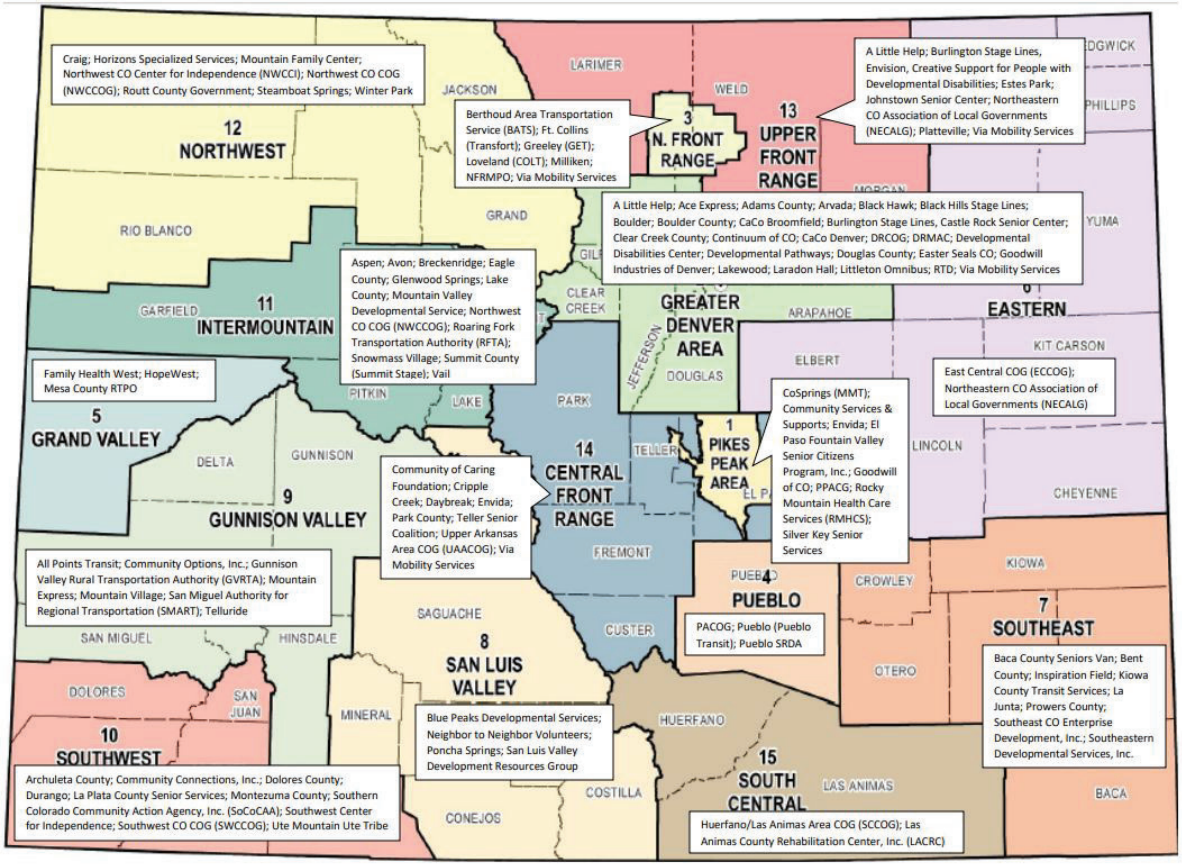

Bustang Expansion Plan

Bustang Expansion Plan - Study

- Focused Planning on I-25 and I-70
- Evaluate the Overall Market Potential
- Develop Capital and Operating Cost Estimates
- Ridership Projections

SCHEDULE

TASK	2022				2023				
	October	November	December	January	February	March	April	May	June
Task 1: Project Management and Administration									
Task 2: Stakeholder Engagement		* ▲		■	▲			▲	*
Task 3: Context Research and Data Collection			*						
Task 4: Travel Market Analysis				*					
Task 5: Service Planning Options and Recommendations								*	
Task 6: Draft and Final Report									*

* Memo/Report ▲ TAC Meeting ■ Survey

DELIVERABLES	Task 1	Task 2	Task 3	Task 4	Task 5	Task 6
	• Monthly invoicing & summary updates	• Engagement Plan • Survey • TAC meetings • Engagement Summary Memorandum	• Context Memorandum	• Travel Market Analysis Memorandum	• Service Planning Options and Recommendations Memorandum	• Final Report

Colorado-Wyoming Transit Feasibility Study

- Cheyenne MPO, WYDOT, CDOT
- Identify existing ridership
- Identify major origin and destination points
- Assess the transit propensity of various routes
- Build ridership for future transit options

CO/WY TRANSIT FEASIBILITY STUDY

Colorado-Wyoming Transit Feasibility Study

- **Final Recommended Alignment**
  - Alignment options into Fort Collins Downtown Transit Center
  - Other routes studied included I-25 and US 85 options
  - Optional stops

Alignment	Weekday	Saturday/Sunday
Cheyenne to Fort Collins	12 roundtrips	8 roundtrips

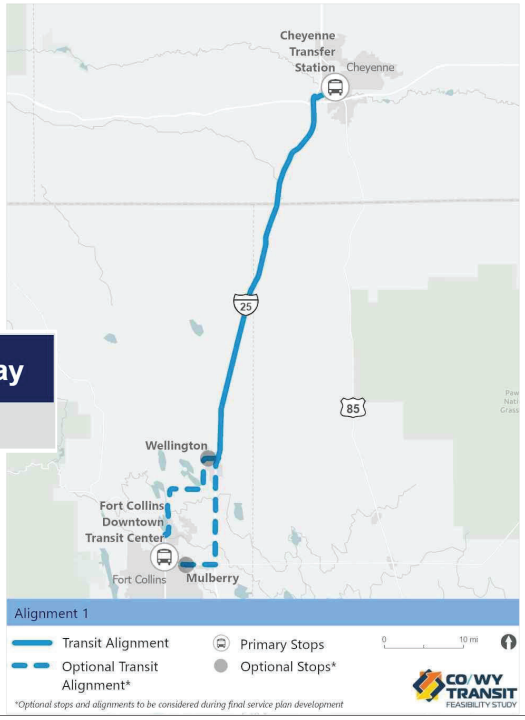

Future Planning

Transit Plan Updates and Vision

- Long Range Transit Plan (Spring 2024)
- Intercity Regional Bus Plan (Fall 2023)
- Bustang Expansion Plan
- Public Transit & Human Services Transportation Plans
- Passenger Rail Plan

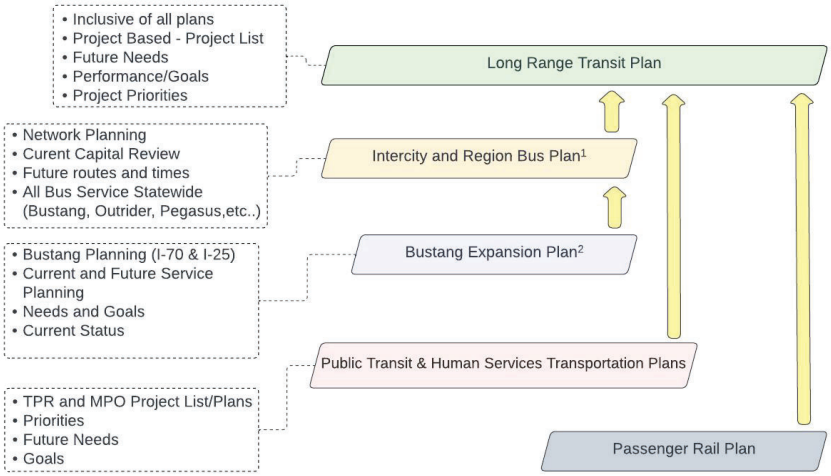

2050 RTP: Fiscally Constrained Plan

Planning Council

North Front Range Metropolitan Planning Organization

July 6, 2023

1

Federal Requirements

2050 RTP

- System-level estimates
  - Cost to operate and maintain federal-aid highways and public transportation
  - **ALL** reasonably anticipated revenue (public and private) by funding source
- Identification of funding for projects and programs in the RTP
- Year of Expenditure (YOE) Dollars

2

2

Operations & Maintenance Costs

2050 RTP

- **Roadway Operations**
  - Includes lighting, traffic control, snow and ice removal
- **Roadway Maintenance**
  - Includes resurfacing costs
- **Total O&M Cost**
  - $25,138 per lane mile

- Reviewed O&M costs with TAC
- O&M Costs only to maintain the current condition level
- Future consideration may be made to set a target for condition level

3

3

June Discussion Follow Up

2050 RTP

- Front Range Passenger Rail
  - Removed from fiscally constrained plan after discussion with FRPR
  - Included in Regional Transit Corridor (RTTC) and Unconstrained Plan Projects
- Should additional funding become available:
  - Roadway operations and maintenance
  - Regionally Significant Corridor (RSC) capacity projects
    - Project list included in Unconstrained Plan Projects

4

4

Revenues

Revenue Estimates by Controlling Entity, 2024-2050

Controlling Entity	Revenue Estimates
Local	$ 7,807,823,225
Developer	$ 405,705,851
State	$ 3,863,507,107
Federal	$ 846,877,343
NFRMPO	$ 363,260,304
Total	$ 13,287,173,830

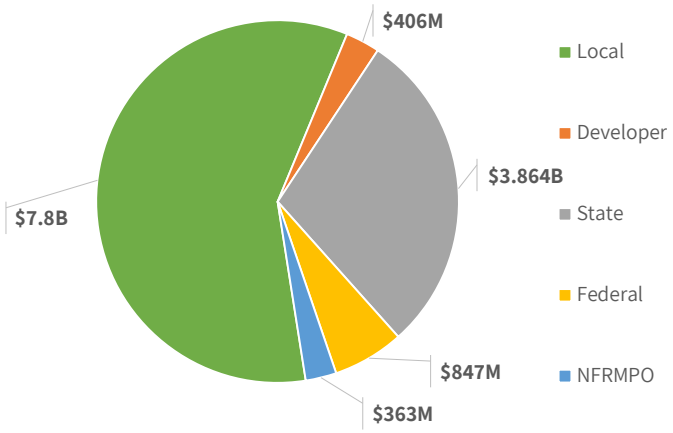

5

5

Revenues

Revenue Estimates by Expenditure Category, in Millions of YOE, 2024-2050

Years	Roadway - Asset Management	Intersection Improvements	Bike & Ped	Transit	Flexible	Total
2024-2030	$573.26	$26.44	$78.39	$309.49	$2,155.18	**$3,142.76**
2031-2040	$859.82	$43.31	$126.95	$524.13	$3,118.52	**$4,672.74**
2041-2050	$894.22	$49.37	$141.40	$639.06	$3,747.62	**$5,471.67**
Total	**$2,327.31**	**$119.12**	**$346.74**	**$1,472.69**	**$9,021.32**	**$13,287.17**

6

6

Revenues

Percentage of Revenue by Expenditure Category, 2024-2050

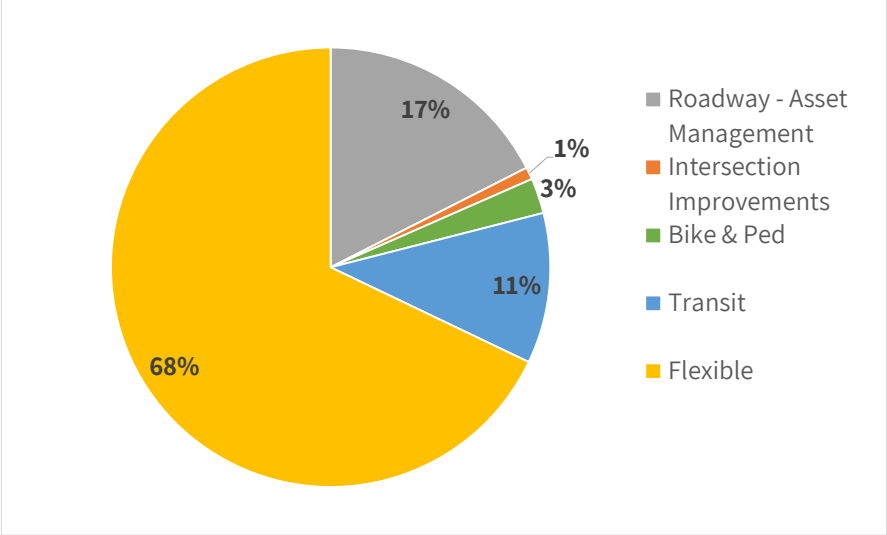

7

7

Expenditures

Revenue Estimates by Expenditure Category, in Millions of YOE, 2024-2050

Expenditure Category	Cost	Dedicated Funding	Flexible Funding	Total Funded	Unfunded
Roadway Operations & Maintenance	$6,510.17	$2,327.31	$4,182.87	$6,510.17	$0.00
Intersection Improvement Projects	$787.93	$119.12	$668.81	$787.93	$0.00
RATC: Operations, Maintenance, and Expansion	$435.38	$347.32	$88.06	$435.38	$0.00
RTC Local: Operations, Maintenance, and Local System Expansion	$2,790.97	$1,463.65	$1,327.33	$2790.97	$0.00
RTC Regional: LinkNoCo & Bustang	$631.47	$9.04	$622.43	$631.47	$0.00
RSC: Capacity Projects	$3,214.27	$0.00	$1,419.05	$1,419.05	$1,795.22
Non-RSC Capacity Projects	$1,081.96	$0.00	$621.00	$621.00	$460.96
GHG Reduction Strategies	$91.00	$0.00	$91.00	$91.00	$0.00
Total	**$15,543.15**	**$4,266.44**	**$9,020.54**	**$13,286.98**	**$2,256.18**

8

8

QUESTIONS / CONTACT

2050 RTP

AnnaRose Cunningham
Transportation Planner II
arcunningham@nfrmpo.org
(970) 818-9497

9

9

2023 Call for Projects

Planning Council

North Front Range Metropolitan Planning Organization

July 6, 2023

1

2023 Call for Projects Key Dates

North Front Range Metropolitan Planning Organization

- Council Action on Call for Projects – August 3
- Call for Projects Opens – August 4
- Project Descriptions Due – August 25
- Final Applications Due – October 6
- Scoring Committee Meeting – November 1
- Applicant Presentations to Council – December 7
- Council Action on Recommended Projects – January 4, 2024

2

2

Funding Estimates

North Front Range Metropolitan Planning Organization

Program	Rolled	FY2026	FY2027	Federal Funding Total
CMAQ		$5,419,439	$5,538,667	**$10,958,106**
STBG		$4,537,955	$4,652,924	**$9,190,879**
TA		$466,728	$466,046	**$934,423**
CRP*		$821,802	$839,882	**$1,661,684**
TOTAL				**$22,745,092**

**Total funding available including $200K for set aside*

3

3

2023 Call for Projects Overview

North Front Range Metropolitan Planning Organization

- TMO Incubator Set Aside
  - $100K per year starting in FY2024
- Eligible Applicants
  - NFRMPO member agencies
  - Partner Agencies (CDOT & RAQC)

4

4

2023 Call for Projects Overview

North Front Range Metropolitan Planning Organization

- Requirements for all projects
  - Alignment with NFRMPO 2050 RTP Goals
  - Integration with Congestion Management Process
    - SOV Analysis Worksheet
  - Equity and Performance Measure Impact

5

5

Request Limits

North Front Range Metropolitan Planning Organization

Funding Program	Process	Minimum Request	Maximum Request
CMAQ	50% available funding	$100,000	$5,479,053
TA	100% available funding	$50,000	$934,423
STBG	Population Based	$100,000	See Community Targets Table
CRP	100% available funding	$100,000	$1,661,684

6

6

STBG Community Targets

STBG Community Targets

	Community	2021 Population (DOLA)	Percent of Total Population	Percent of Large Communities Population	Population-based Target	Allowable Additional 30%	Maximum Federal Request
Small Communities	Berthoud	11,062	2.0%	-	$187,836	-	**$1,748,331**
	Eaton	5,933	1.1%	-	$100,744	-	**$1,661,240**
	Evans	22,760	4.2%	-	$386,471	-	**$1,946,967**
	Garden City	258	0.0%	-	$4,381	-	**$1,564,877**
	Johnstown	18,009	3.3%	-	$305,798	-	**$1,866,293**
	Larimer County	49,395	9.1%		$838,741		**$2,399,236**
	LaSalle	2,357	0.4%	-	$40,023	-	**$1,600,518**
	Milliken	8,679	1.6%	-	$147,372	-	**$1,707,867**
	Severance	9,410	1.7%	-	$159,784	-	**$1,720,280**
	Timnath	7,178	1.3%	-	$121,884	-	**$1,682,380**
	Weld County	13,583	2.5%	-	$230,643	-	**$1,791,139**
	Windsor	35,177	6.5%	-	$597,315	-	**$2,157,811**
	Small Community Set-Aside Fund						***$1,560,496***
	Small Community Total	**183,801**	**34.0%**	**-**	**$3,120,991**	**-**	**$23,407,435**
Large Communities	Fort Collins	170,755	31.5%	47.8%	$2,154,048	$646,215	**$2,800,263**
	Greeley	109,696	20.3%	30.7%	$1,383,798	$415,140	**$1,798,938**
	Loveland	77,016	14.2%	21.5%	$971,545	$291,464	**$1,263,009**
	Large Community Total	**357,467**	**66.0%**	**100.0%**	$4,509,392	**$1,352,818**	**$5,862,210**
	Total	**541,268**	**100.0%**	**-**	**$7,630,383**	**-**	**$29,269,645**

Small communities (those with a population of 50,000 or less) may apply for the small community set-aside fund in addition to their population-based target. The fund is equal to 50 percent of the cumulative population-based small community targets. Small communities may also apply to partner with large communities. The overall target for small communities is the sum of their population-based targets and the set-aside fund which is reflected in the 'Maximum Federal Request' column.

Large communities (those with a population over 50,000) may apply for up to thirty percent additional funding beyond their population-based target. The overall target for large communities is the sum of their population-based targets.

Small Communities Overall Target	**$4,681,487**
STBG Funding Percent	**50.9%**
Population Percent	**34.0%**
Large Communities Overall Target	**$4,509,392**
STBG Funding Percent	**49.1%**
Population Percent	**66.0%**
Total STBG Funding Available	**$9,190,879**

7

7

2050 RTP Goals

North Front Range Metropolitan Planning Organization

Safety - Reduce the number of roadway related fatalities and serious injuries within the region

Regional Health - Improve economic development, residents' quality of life, and air quality

Mobility - Moves people and goods efficiently and reliably on a continuous transportation system

Multimodal - Improve accessibility of and access to transit and alternative modes of transportation

Operations - Optimize operations, planning, and funding of transportation facilities

8

8

Goals & Proposed Weighting

Goals	CMAQ/CRP	TA	STBG
Safety	10	30	30
Operations	10	15	20
Mobility	10	20	20
Multimodal	5	0	10
Regional Health	60	30	15
Discretionary points	5	5	5

9

9

Next Steps

North Front Range Metropolitan Planning Organization

- Planning Council Approval of Call Process– August 3
- Call for Projects Opens – August 4

10

10

Questions?

North Front Range Metropolitan Planning Organization

AnnaRose Cunningham
Transportation Planner II
(970) 818-9497
arcunningham@nfrmpo.org

11

11