



## NFRMPO Technical Advisory Committee (TAC)

Hybrid Meeting Agenda--**REVISED**

June 17, 2026

**In-Person: Larimer County Administrative Building, 200 West Oak,  
Lake Estes Conference Room, Fort Collins, CO 80521**

Virtual: Weblink: [Join the meeting now](#) Meeting ID: 296 378 513 083 34 Passcode: oU3HD7dU

Agenda Item Number	Agenda Item and Item Description	Presenter	Page Number	Time
1	Call Meeting to Order, Welcome, Introductions	Evan Pinkham, Chair	-	1:00
2	Public Comment - 2 min each	-	-	-
3	Approval of May 20, 2026 Meeting Minutes	Evan Pinkham	3	1:05

### *Presentation*

Agenda Item Number	Agenda Item and Item Description	Presenter	Page Number	Time
4	MMOF 2026 Update	Medora Bornhoft, CDOT	Handout	1:10

### Lead Planning Agency for Air Quality Agenda

Agenda Item Number	Agenda Item and Item Description	Presenter	Page Number	Time
5	Regional Air Quality Council (RAQC) Updates	Tom Moore, RAQC	-	1:40
6	Air Pollution Control Division (APCD) Updates	Brendan Cicione, APCD	-	1:45

### Metropolitan Planning Organization Agenda

#### *Action Items*

Agenda Item Number	Agenda Item and Item Description	Presenter	Page Number	Time
7	2026 Public Involvement Plan (PIP)	Jonathan Stockburger	9	1:50
8	NFRMPO GHG Transportation Report: 2050 RTP Amendment & FY2026-2029 TIP	Jerome Rouser	11	1:55



**Discussion Items**

<b>Agenda Item Number</b>	<b>Agenda Item and Item Description</b>	<b>Presenter</b>	<b>Page Number</b>	<b>Time</b>
9	GET CNG Replacement and Expansion Bus Purchases Project Scope Change	Hanna Feldmann, City of Greeley	Handout	2:00
10	Connected Communities 2055: Data Request	Jerome Rouser	--	2:20

**Outside Partner Reports**

<b>Agenda Item Number</b>	<b>Agenda Item and Item Description</b>	<b>Presenter</b>	<b>Page Number</b>	<b>Time</b>
11	NoCo Bike & Ped Collaborative	Written Report	Handout	-
12	Regional Transit Agencies	Joshua Ma, Transfort	-	2:30
13	Mobility Updates	-	-	2:35

**Reports**

<b>Agenda Item Number</b>	<b>Agenda Item and Item Description</b>	<b>Presenter</b>	<b>Page Number</b>	<b>Time</b>
14	June Planning Council Meeting Summary Draft	Written Report	24	-
15	NFRMPO Air Quality Program Updates	Written Report	27	-
16	2026 Colorado Legislative Updates	Written Report	35	-
17	Mobility Committees	Written Report	46	-
18	Connected Communities 2055 RTP: Fact Sheet	Mykayla Graalum	Handout	-
19	Roundtable	All	-	2:40

**Meeting Wrap Up:**

- Next Month's Agenda Topic Suggestions
- Next NFRMPO TAC Meeting: July 15, 2026



**COLORADO**

Department of Transportation

# MMOF Updates

June 4, 2026



# MMOF Funding Updates

## Final FY27 State Budget

- **HB1399:** Eliminated 3 years of \$10.5M General Fund transfers (FY27-FY29)
- **HB1398:** Local share (allocated to TPR/MPOs) reduced from 85% to **70%**

## Other Revenue Adjustments

- **+\$6.2 Million:** Additional interest earnings expected (FY2025-2027)
- Slightly lower future **Retail Delivery Fee** revenue estimates

## Long-Term Revenue Stability

Total Revenues in FY2030 and beyond remain **unchanged**



# State & Local MMOF Allocations

## State MMOF: Bustang Operations

Increased to **30%** – maintains or slightly increases current funding levels

**Total MMOF Funding (FY2027 - FY2029)**  
**Reduced by 36.6%**

## Local MMOF Funding Reductions

- **FY2027 - FY2029:** Reduced by **48.3%**
- **Future Years:** Funding reduced by **17.7%**



# Administrative Costs - Local MMOF

## Background

- Funds set-aside from Local allocation for CDOT's program and project support.
- Set-aside history: 5% of FY2020 Local MMOF; 2% in FY2022-2024.
- \$3,000,000 returned to TPR pools in 2025 to offset FY2026 budget cuts.

## Adjustments Needed

- **Depletion:** Current set-aside balance is nearly exhausted.
- **Rising Costs:** FY2027 costs expected to exceed \$1.0 million due to stimulus projects.
- **Proposal:** \$900,000 FY2027 set-aside, plus 3% annual increase thereafter.



# Managing Impact on Awarded MMOF Projects

## Core Recommendation

CDOT will recommend TPR/MPOs to **NOT reduce or delay** existing MMOF awards.

## Backfill Strategy

Utilize FY2030-2031 funds & Cash Management to backfill FY2027-2029 reductions.

## Key Impacts & Outcomes

- Maintains existing award amounts
- Prioritizes funding for "ready" projects ("first to the trough")
- **Projects starting later may face delayed access to funds until subsequent years**



# MMOF Cash Management - Overview

## Advance Funding Capability

MMOF projects may advance up to **TWO YEARS** of future awards when that phase is “ready”

## Funding Security Timeline

Funding is “secured” for a project **90 Days** prior to Phase Ad date

- Funds secured via Grant agreement execution
- OR CDOT’s issuance of an IGA Option Letter

## Project Funding Schedule Development

Schedules are developed based on reported/planned encumbrances provided by CDOT’s Local Agency project managers



# Next Steps

## TPR/MPOs

- No actions required
- Withhold additional award-making until 2027, to award remaining FY2031 funds

## Local Agency Project Sponsors

- Consistent communication and coordination with CDOT Project Managers is critical to compiling accurate **Project Phase Schedules**
- Submit current **FY26 project invoices ASAP**, by June 30!

## CDOT

- Project Financial Schedule will be shared in the **coming weeks/month**
- Staff to provide updates at upcoming TPR/MPO meetings



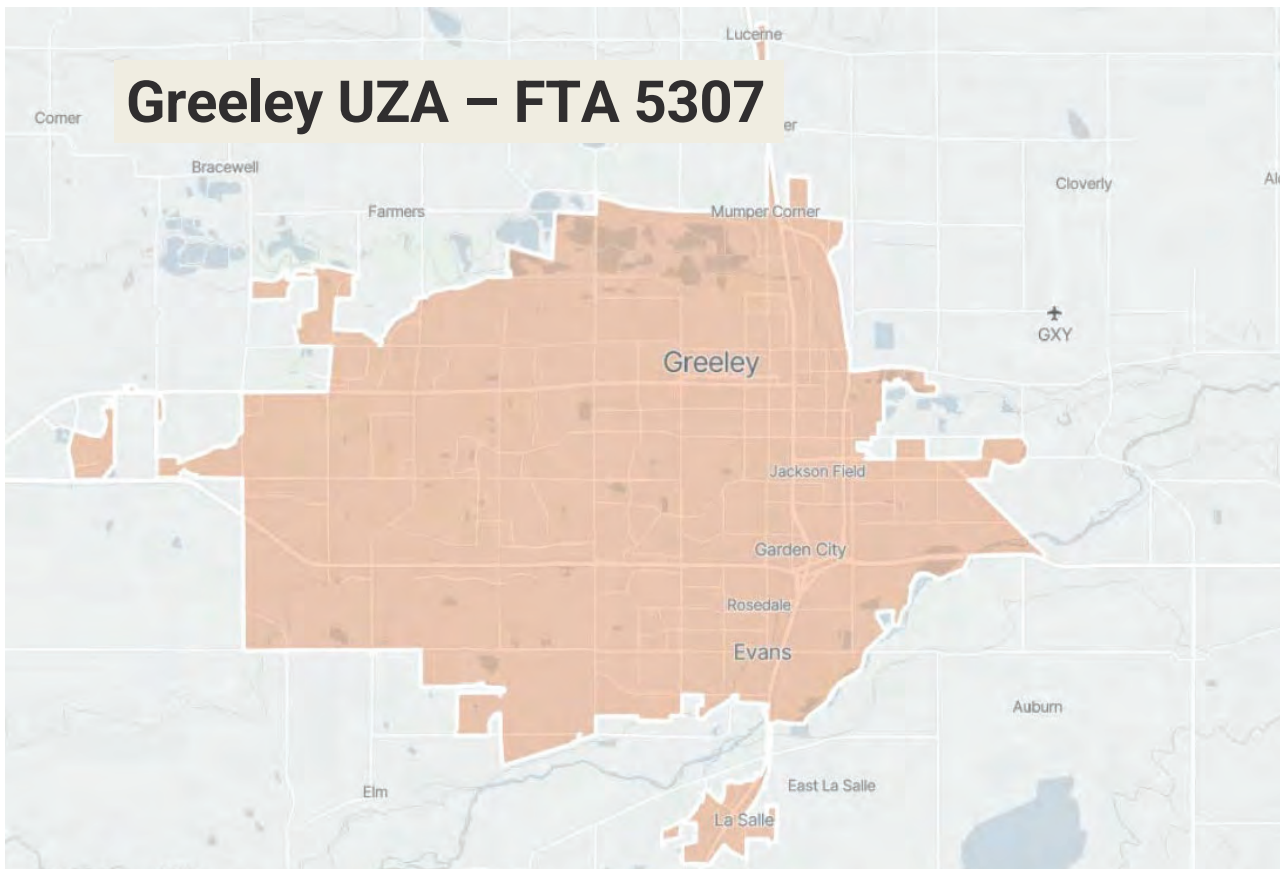
# Local MMOF Program - Funding by TPR

Local MMOF Program - Summary Funding Analysis - May 2026							
TPR	Formula Allocation	FY2027-FY2029 Reduction			FY2030-FY2031 Backfill		
		Total Project Awards	Total 3yr Allocation	Shortfall	FY2030	FY2031	Remaining thru FY2031
Pikes Peak Area	9.66%	\$5,685,149	\$2,937,347	\$(2,747,802)	\$1,738,228	\$1,855,513	\$845,939
Denver Area	58.14%	\$31,830,676	\$17,674,314	\$(14,156,362)	\$10,459,091	\$11,164,808	\$7,467,537
North Front Range	7.70%	\$4,376,384	\$2,339,810	\$(2,036,574)	\$1,384,624	\$1,478,050	\$826,100
Pueblo Area	2.96%	\$1,710,746	\$898,458	\$(812,288)	\$531,678	\$567,553	\$286,943
Grand Valley	2.55%	\$1,501,118	\$775,583	\$(725,535)	\$458,965	\$489,933	\$223,363
Eastern	1.56%	\$693,987	\$474,757	\$(219,230)	\$280,946	\$299,902	\$361,618
Southeast	1.23%	\$724,597	\$374,377	\$(350,220)	\$221,544	\$236,493	\$107,818
San Luis Valley	1.58%	\$929,007	\$479,990	\$(449,017)	\$284,043	\$303,208	\$138,233
Gunnison Valley	2.98%	\$1,752,274	\$905,348	\$(846,926)	\$535,756	\$571,905	\$260,735
Southwest	1.79%	\$1,052,747	\$543,923	\$(508,824)	\$321,876	\$343,595	\$156,647
Intermountain	4.24%	\$2,492,374	\$1,287,736	\$(1,204,638)	\$762,041	\$813,459	\$370,861
Northwest	1.14%	\$407,500	\$345,999	\$(61,501)	\$204,751	\$218,567	\$361,817
Upper Front Range	1.91%	\$1,122,415	\$579,918	\$(542,497)	\$343,177	\$366,332	\$167,013
Central Front Range	1.95%	\$1,145,312	\$591,749	\$(553,563)	\$350,178	\$373,806	\$170,420
South Central	0.63%	\$372,689	\$192,557	\$(180,132)	\$113,949	\$121,638	\$55,455
<b>Total</b>	<b>100.00%</b>	<b>\$55,796,975</b>	<b>\$30,401,865</b>	<b>\$(25,395,110)</b>	<b>\$17,990,847</b>	<b>\$19,204,763</b>	<b>\$11,800,500</b>

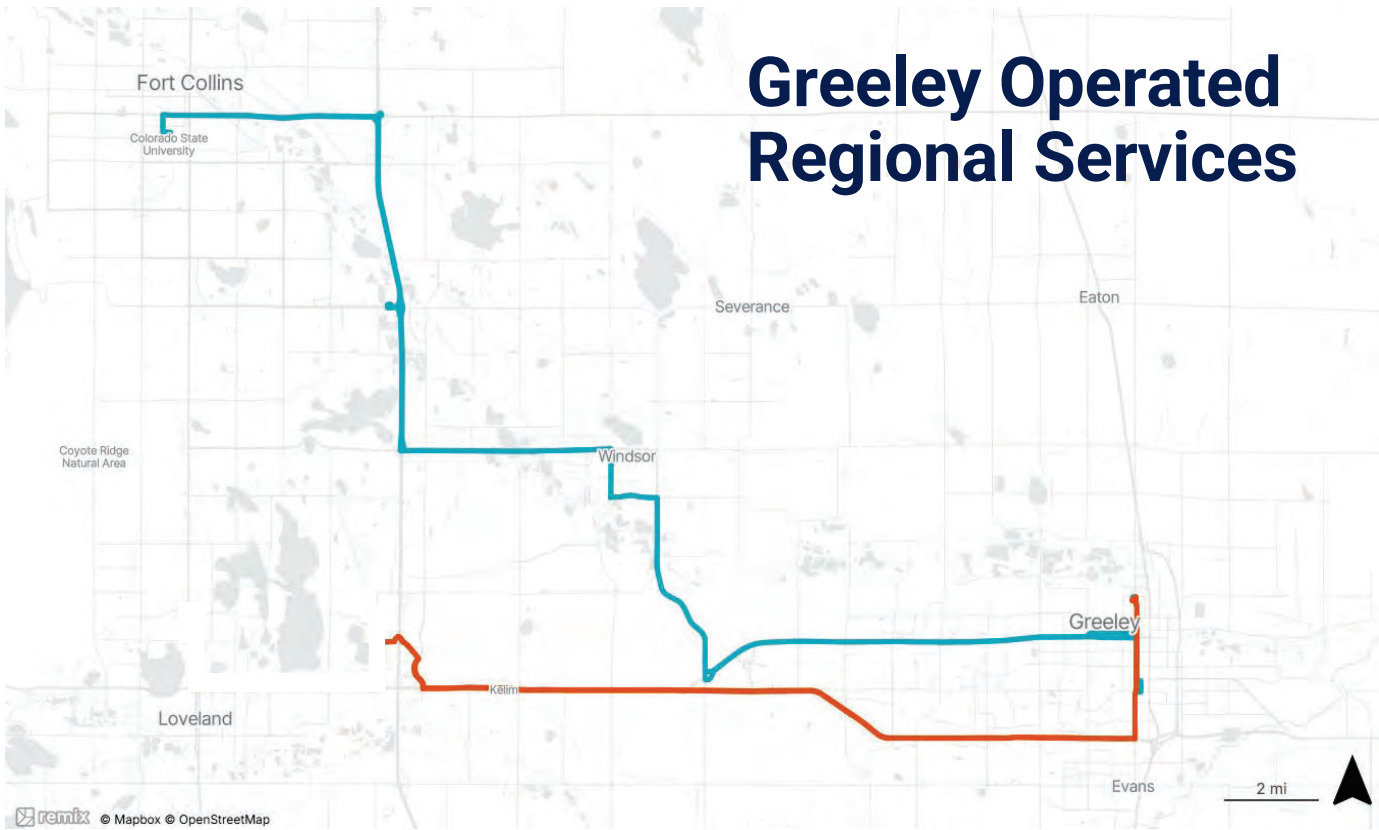


# Regional Transit Service Financial Status - 2026

City of Greeley  
Hanna Feldmann – Senior Transportation Planner  
Michelle Johnson – Mobility Manager



# Greeley Operated Regional Services



## Poudre Express - Background

- Poudre Express: Greeley – Windsor – Fort Collins
  - Began 2020
  - FASTER Funds 2020-2023
  - Commuter-focused LOS
  - Daily Average Ridership 92
  - Annual Ridership: 23,646
- Existing IGA does not account for loss in FASTER funds or inflated operational costs over time.

### IGA Funding Mechanism

	2020	2025
City of Greeley - Local	\$110,000	\$160,000
Greeley Evans UZA FTA 5307	\$0	\$160,000
City of Fort Collins + CSU	\$120,000	\$120,000
Windsor	\$115,000	\$115,000
CDOT FASTER	\$200,000	\$0
Fare Revenue		\$20,000

# US34 Transit Service

- US34 Connector: Greeley – Johnstown – Loveland
  - Pilot: Commuter LOS
  - Tie in to 1601 for MERGE and US34/WCR 17
- FTA 5339 Grant for Bus Purchase
- Prioritized by region in plans
- STIP 10-year funds for infrastructure improvements (out year funding)
- **Long term operational funding strategy has not been identified**
  - CMAQ Extra Funds
  - Partner Funding Mechanism

Pilot Funding Mechanism		
	2027	2028
CMAQ – 2 years	\$697,092	\$697,092
Greeley Local	\$144,908.37	\$144,908.37
Johnstown Local	\$14K	\$14K
Weld County Local	\$14K	\$14K

## US34 Transit Service – LinkNoCo vs. Pilot

### US-34 Transit Implementation Costs / Level of Service

	LinkNoCo Planned Service	US34 Commuter LOS
Run Time	5 AM – 10 PM Weekdays 6AM – 10 PM Sat/Sun	Peaks 6AM – 9 AM; 3 PM – 6 PM
Frequency	30 min Weekdays / 60 min Weekends	45 minute service during peak hours; 2 mid-day runs
Annual Cost Estimate – <b>2030*</b>	\$5.27M Annually	\$960K Annually*
O-D	Loveland Midtown to Downtown Greeley	Centerra MH to Downtown Greeley

\*Accounts for service cost inflation.

# CMAQ Reallocation to support US-34 Transit Operations

- Background: The City of Greeley was awarded Congestion Mitigation and Air Quality (CMAQ) funds to purchase CNG transit buses.
  - CMAQ projects:
    - GET CNG Bus Replacement (2016-004) = \$2,937,000 CMAQ; \$610K Local
    - GET Diesel Bus Replacement (2020-002) = \$1,513,000 CMAQ; \$315K Local
  - Programmed through CDOT/FHWA and transferred to the FTA for direct grant management.
  - Following the completion of vehicle purchases, a remaining balance of **\$996K is available**, due to estimates being higher than actual expenses.
- **Request** to utilize \$996,655 of unspent CMAQ dollars to support an additional year of US-34 Transit Pilot operations while the region determines a long-term funding strategy for the service.

## Discussion:

- CMAQ Reallocation – is the TAC supportive of reallocating unspent CMAQ dollars toward regional transit operations on US-34?
- Regional Transit Service Next Steps:
  - Poudre Express – Operational Efficiency Analysis
    - Currently utilizing 3-4 buses daily but ridership is underperforming
    - Revisiting partner IGAs
  - US-34 Transit – Need to determine partnership funding beyond 3 years
    - Marketing first 2-3 years as “pilot”
    - Operational funding – collaborative next steps with partners: Greeley, Loveland, Weld County, CDOT, NFRMPO, etc.

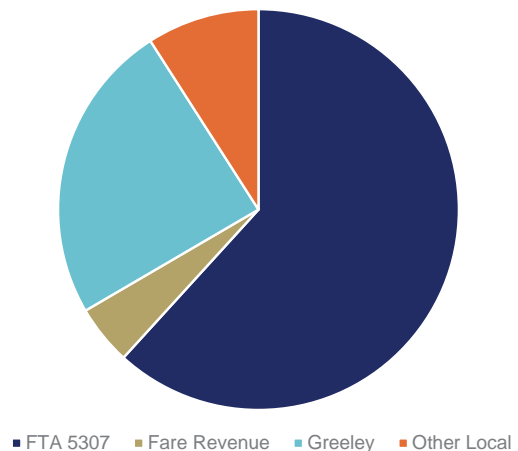
# Appendix:

- GET Funding Overview
- Poudre Express Ridership

## Greeley Evans Transit – Funding Overview

- FTA 5307: \$6.8M
  - Small Urban Apportionment Formula Funds – Varies
- Local Funds: \$3.7M
  - Greeley General Fund: \$2.7M
  - Fort Collins: \$120K
  - Garden City: \$20K
  - Evans: \$258K
  - UNC: \$132K
  - D6: \$60K
  - Additional Sources(Advertising): \$290K
- Fare Revenue: \$528K
- Potential Funds: CTE SB230
  - Must display an increased Level of Service
  - \$1.2M of state local formula funds

FY25 Transit Funding



# Poudre Express Ridership

May 2026 PX Ridership By Route

Monthly Totals			
Trip	Departure Time	Route	Monthly
CSU-GRTC Run 1	6:30:00 AM	PX-1	216
GRTC-CSU Run 2	5:45:00 AM	PX-2	119
CSU-GRTC Run 2	7:45:00 AM	PX-2	67
GRTC-CSU Run 3	6:30:00 AM	PX-3	197
CSU-GRTC Run 3	8:30:00 AM	PX-3	68
GRTC-CSU Run 4	7:35:00 AM	PX-4	276
CSU-GRTC Run 4	9:15:00 AM	PX-4	66
CSU-GRTC 1315	1:15:00 PM	PX-4	160
GRTC-CSU 1135	11:35:00 AM	PX-5	213
CSU-GRTC 1615	4:15:00 PM	PX-5	153
GRTC-CSU 1405	2:05:00 PM	PX-6	160
GRTC-CSU 1615	4:15:00 PM	PX-6	118
CSU-GRTC 1740	5:40:00 PM	PX-6	35
GRTC-CSU 1505	3:05:00 PM	PX-7	202
CSU-GRTC 1715	5:15:00 PM	PX-7	128
GRTC-CSU 1705	5:05:00 PM	PX-8	110

Daily Averages							
Trip	Departure Time	Route	Monday	Tuesday	Wednesday	Thursday	Friday
CSU-GRTC Run 1	6:30:00 AM	PX-1	10	13	16	7	7
GRTC-CSU Run 2	5:45:00 AM	PX-2	6	3	7	8	5
CSU-GRTC Run 2	7:45:00 AM	PX-2	3	4	3	2	5
GRTC-CSU Run 3	6:30:00 AM	PX-3	9	9	8	12	9
CSU-GRTC Run 3	8:30:00 AM	PX-3	4	4	3	4	2
GRTC-CSU Run 4	7:35:00 AM	PX-4	9	14	14	13	16
CSU-GRTC Run 4	9:15:00 AM	PX-4	3	4	4	6	2
CSU-GRTC 1315	1:15:00 PM	PX-4	4	8	5	12	9
GRTC-CSU 1135	11:35:00 AM	PX-5	10	10	12	8	10
CSU-GRTC 1615	4:15:00 PM	PX-5	12	5	4	10	7
GRTC-CSU 1405	2:05:00 PM	PX-6	3	9	7	7	12
GRTC-CSU 1615	4:15:00 PM	PX-6	5	7	9	6	2
CSU-GRTC 1740	5:40:00 PM	PX-6	2	1	1	1	3
GRTC-CSU 1505	3:05:00 PM	PX-7	8	11	9	11	10
CSU-GRTC 1715	5:15:00 PM	PX-7	3	9	7	6	6
GRTC-CSU 1705	5:05:00 PM	PX-8	5	7	7	4	5

# Northern Colorado Bike & Ped Collaborative

Executive Summary – Wednesday, June 10, 2026

Hybrid Meeting

## NoCo Bike & Ped Leadership Team Format

Rouser summarized the proposed changes to the NoCo Bike & Ped Leadership Team. Under the proposed changes, there will be six roles: Chair, Vice Chair, Administrator, TAC Liaison, Event Coordinator, and MPO staff liaison. The group discussed each role having a one-year term with no term limits. The group will fill each position during the December or January meeting annually.

## ATP Action Steps Prioritization

Rouser noted the Active Transportation Plan (ATP) was adopted at the May 7<sup>th</sup> NFRMPO Planning Council meeting. Rouser stated there are six action step categories: Safety, Monitoring, Land Use and Urban Form, Local Assistance, Funding, and Wayfinding. Rouser outlined the action steps that were assigned to NoCo Bike & Ped in each category. The group discussed prioritizing the Safety action steps, particularly Safe Routes to School, and active transportation data.

## Transportation Reauthorization Discussion

The group discussed the status of the Build America 250 Act which is the surface transportation reauthorization bill that outlines surface transportation funding and policy. The group discussed ways to inform decision-makers on the importance of active transportation-specific funding and its benefits to communities. The group will continue to monitor this bill as it makes its way through the legislative process.

## E-Bikes and E-Motos Discussion

Kemp noted the City of Fort Collins has created an interdepartmental team within the FC Moves to discuss e-bikes and e-motos. As a result, the City of Fort Collins has developed a website with information on the differences between e-bikes and e-motos. The city has also created an informational flyer that will be posted at recreational centers and at outreach events. The group discussed strategies the group can use to assist with these issues, including convening law enforcement officials to discuss enforcement and discuss region-wide education and messaging strategies.

## Roundtable

Kramer noted the City of Loveland has run into issues concerning agreements with Eco-Counter for new bicycle pedestrian counters. Kramer asked if any other communities had any formal agreements with Eco-Counter and if those communities would be able to share that information.

Fodge stated the Poudre River Trail Opening Celebration is Saturday, June 13<sup>th</sup>.

Geary noted there will be 123 stations in Fort Collins for Bike to Work/Anywhere Day

Rouser noted the NFRMPO will be co-hosting 6 stations across the region for Bike to Work/Anywhere Day. Rouser stated the Connected Communities 2055 RTP is well underway. NFRMPO Staff will be sending out a data request for bicycle/pedestrian projects and trail maintenance and operation costs.

# Connected Communities 2055 Regional Transportation Plan

North Front Range Metropolitan Planning Organization

## Plan Overview and Process

Larimer and Weld counties are expecting a lot of residential and economic growth over the next three decades. Our region needs a transportation system that can keep up, and our Connected Communities 2055 Regional Transportation Plan (RTP) will evaluate what that means.

During the 2055 RTP process, we will take a look at current data like how many residents and jobs there are in Larimer and Weld counties, what our transportation network looks like, and what transportation projects are underway.

We will then work with stakeholders and partner agencies to identify residential and economic growth and change, what transportation projects are needed to support existing and new residents and jobs, and what funding is needed to pay for those projects.

Throughout the project, we will check in with stakeholders, including our Technical Advisory Committee (TAC), Planning Council, Mobility Committees, NoCo Bike & Ped Collaborative, and members of the public.

## Timeline and Project Updates

The 2055 RTP started in late 2025 and is anticipated to be adopted in September 2027.

We want to hear from you throughout the project, so keep an eye on the project website and our social media pages linked in the QR code for opportunities to get involved.

## Plan Contents

- Introduction
- Regional Context
- Safety and Resiliency
- Emerging Technology
- Regional Transportation Vision
- Funding and Financing
- Projects

## Region at a Glance

- 675 square miles
- 13 communities and 2 counties
- Over 558,000 residents
- 3 transit systems
- 1,529 miles of trails, shared-use paths, and bike lanes

<https://nfrmpo.org/rtp/2055-rtp/>



[Scan to Learn More](https://nfrmpo.org/rtp/2055-rtp/)